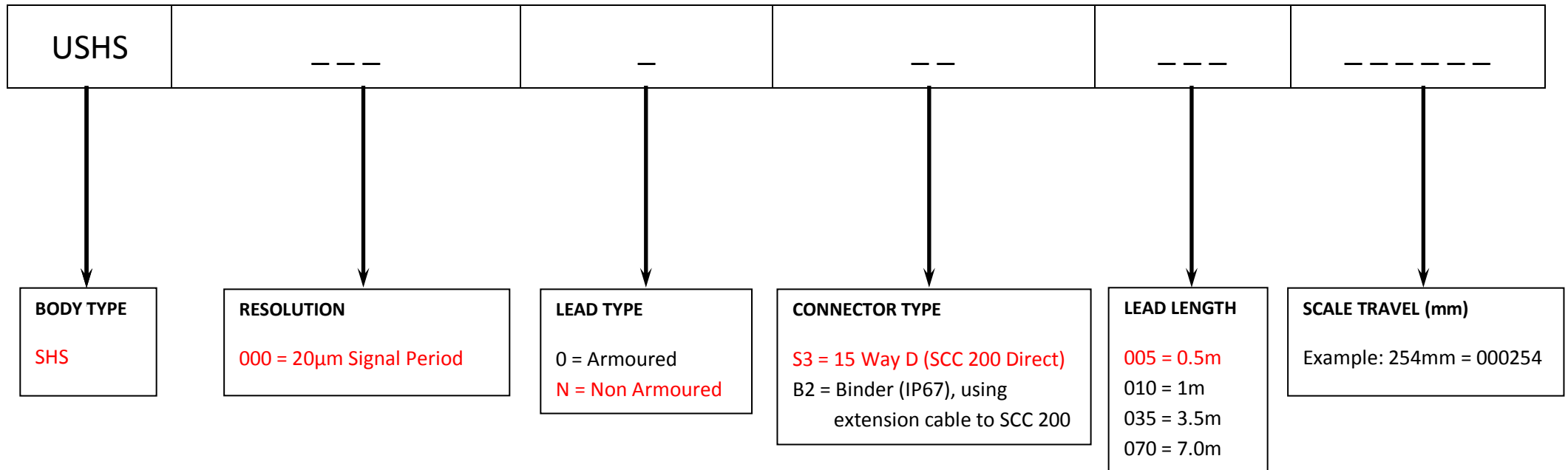


# NEWALL

PART NUMBER CONFIGURATION FOR  
**SHG-VS**  
SERIES INCREMENTAL LINEAR ENCODERS



**THIS ENCODER CAN ONLY BE USED WITH THE SCC 200 MODULE SUPPLIED**

**STANDARD SPECIFICATIONS SHOWN IN RED**

**Measuring Lengths**

51 mm  
102 mm  
152 mm  
178 mm  
203 mm  
229 mm  
254 mm  
305 mm  
356 mm  
406 mm  
457 mm  
508 mm  
559 mm  
610 mm  
660 mm  
711 mm  
762 mm  
813 mm  
864 mm  
914 mm  
965 mm  
1016 mm  
1067 mm  
1118 mm  
1168 mm  
1219 mm  
1270 mm  
1321 mm  
1372 mm  
1422 mm  
1473 mm  
1524 mm  
1626 mm  
1727 mm  
1829 mm  
1930 mm  
2032 mm  
2134 mm  
2235 mm  
2337 mm  
2438 mm

**Measuring Lengths**

2540 mm  
2642 mm  
2743 mm  
2845 mm  
2946 mm  
3048 mm  
3150 mm  
3251 mm  
3353 mm  
3454 mm  
3556 mm  
3658 mm  
2759 mm  
3861 mm  
3962 mm  
4064 mm  
4166 mm  
4267 mm  
4369 mm  
4470 mm  
4572 mm  
4674 mm  
4775 mm  
4877 mm  
4978 mm  
5080 mm  
5182 mm  
5283 mm  
5385 mm  
5486 mm  
5588 mm  
5690 mm  
5791 mm  
5893 mm  
5994 mm  
6096 mm  
6604 mm  
7112 mm  
7620 mm  
8128 mm  
8636 mm

**Measuring Lengths**

9144 mm  
9652 mm  
1016 mm  
10668 mm  
11176 mm  
11684 mm  
12192 mm  
12700 mm  
12954 mm  
13208 mm

- Always order by measuring length (SHG overall length = measuring length + 258 mm)
- Prefix the measuring length with 0's as necessary to get to a 6 digit order code. Example: 51 mm is 000051
- Linear Encoders include reader head with cable, scale (tube) and SCC 200 module
- Scale tube center supports (600-84605) are provided for measurement lengths  $\geq$  2540 mm
- Extension cables are sold separately
- Bracket kits to mount the reader head and scale are sold separately

**Standard Brackets**

<i>Part Number</i>	<i>Description</i>
600-80120	SHG Scale Bracket Kit (For Scales < 2540 mm Travel)
EP-2722-D	SHG Heavy Duty Scale Bracket Kit (For Scales $\geq$ 2540 mm Travel)
600-81890	SHG Head Bracket Kit (Universal)
600-63610	SHG Single-End Bracket Kit

**Lathe Kits (Includes Scale Brackets)**

<i>Part Number</i>	<i>Description</i>
600-64960	Heavy Duty Lathe Kit (SHG Cross / SHG Bed Axis)
600-81880	Heavy Duty Lathe Kit (MHG Cross / SHG Bed Axis)
600-61340	Lathe Kit (SHG Cross / SHG Bed Axis)
600-61310	Lathe Kit (SHG Single End Cross / SHG Bed Axis)
600-61330	Lathe Kit (SHG Single End Cross Rear / SHG Bed Axis)
600-61300	Lathe Kit (SHG Single End Saddle Rear / SHG Bed Axis)
600-65520	Lathe Kit (MHG Cross / SHG Bed Axis)
600-65500	Lathe Kit (MHG Single End Cross / SHG Bed Axis)
600-65510	Lathe Kit (MHG Single End Cross Rear / SHG Bed Axis)
600-65560	Lathe kits (MHG Compound Axis)

**Mill Kits (Not Including Scale Bracket Kits)**

<i>Part Number</i>	<i>Description</i>
600-41230	Mill Kit 2 Axis (SHG / SHG)
600-41240	Mill Kit 3 Axis (SHG / SHG / SHG)
600-61450	Bridgeport Mill Kit 2 Axis (SHG / SHG)
600-61420	Bridgeport Mill Kit 3 Axis (SHG / SHG / SHG)
600-65480	Quill Kit (MHG)

**Setup Tube**

<i>Part Number</i>	<i>Description</i>
294-98360	Alignment Tool for Use During Installation (Free)

# NEWALL

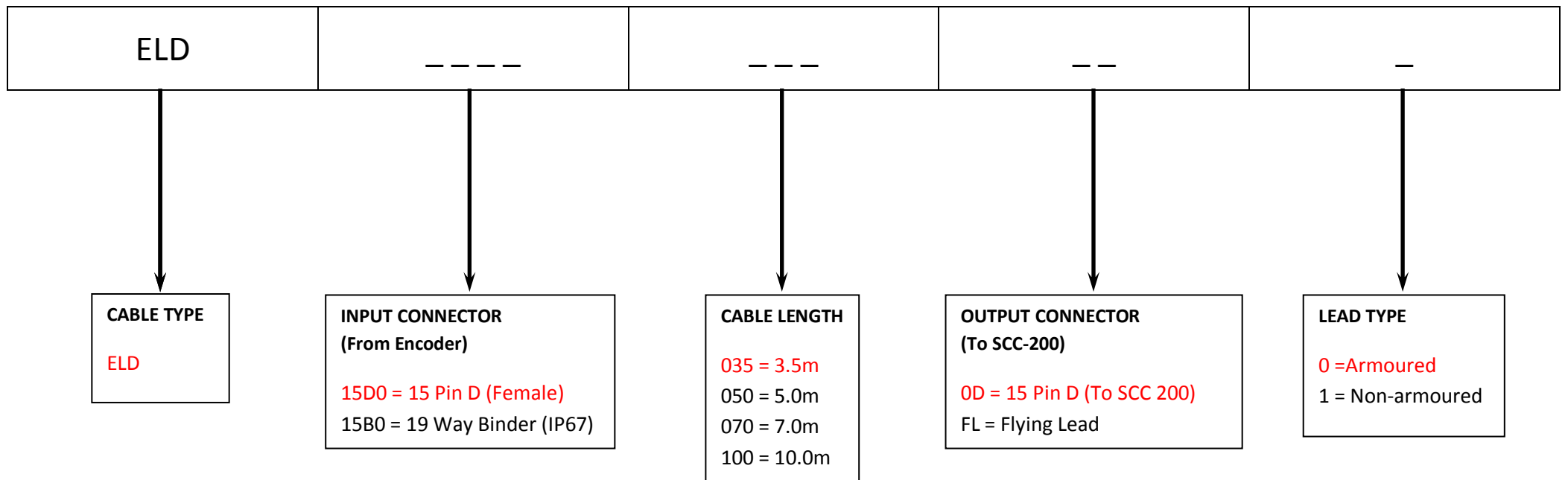
PART NUMBER CONFIGURATION FOR

## EXTENSION CABLES

for use with

**SHG-VP, SHG-VS & MHG-VP**

SERIES INCREMENTAL LINEAR ENCODERS



STANDARD SPECIFICATIONS SHOWN IN RED

# NEWALL

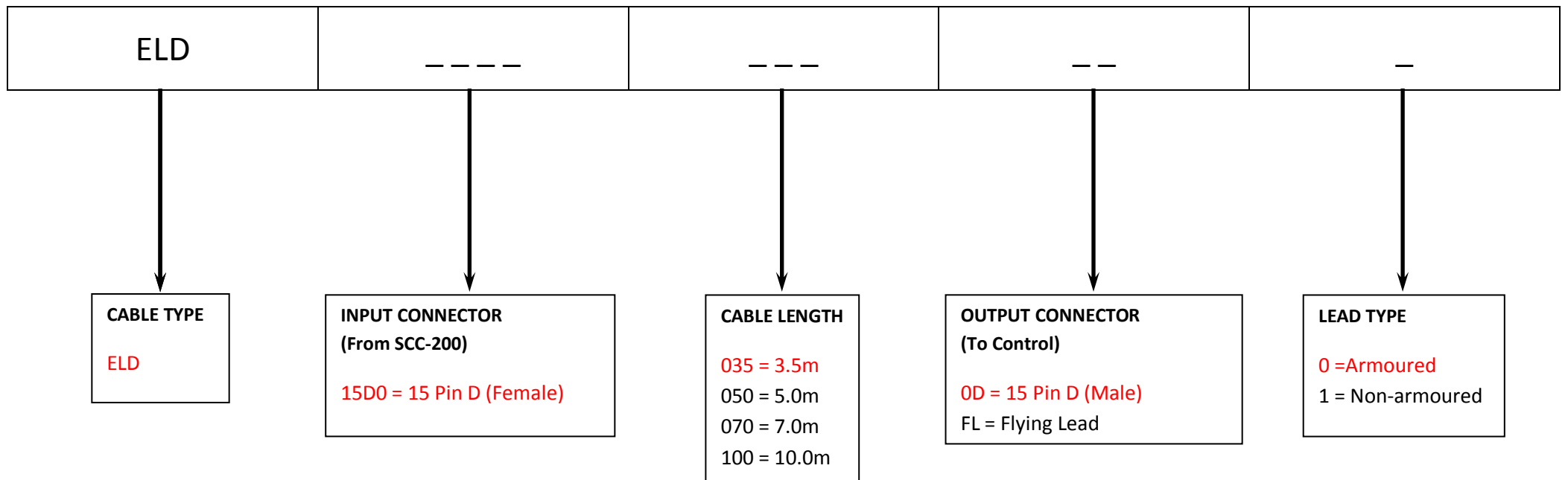
PART NUMBER CONFIGURATION FOR

## OUTPUT CABLES

for use with

**SCC-200**

SIGNAL CONVERTER



STANDARD SPECIFICATIONS SHOWN IN RED